

# GLLUSA

75 Marine Street, Farmingdale, NY 11735  
 516-280-2854 / Service@GLLUSA.com  
 www.GLLUSA.com

<b>Project:</b>	
<b>Date:</b>	
<b>Note:</b>	

## SIMPLY RELIABLE

### LED PREMIUM FLAT PANEL 2'x2' TR50 SERIES



### FEATURES

1. The panel has uniform and soft luminance, high luminous efficacy, saving energy and protecting environment.
2. Thickness is 0.38", extremely slim and beautiful.
3. Using high quality aluminum frame with great heat dissipation and low light degradation. Using PMMA LGP which has transmittance, so no color change within 10 years can be guaranteed.
4. Using high quality driver, efficiency  $\geq 86\%$ , PF $\geq 0.9$ .
5. Lifespan $>50,000$  hours & 5 years warranty.
6. 1-10V dimming can be well compatible with all kinds of brand dimmers.
7. Dustproof: the distance between back cover and frame is nearly zero.

### APPLICATIONS

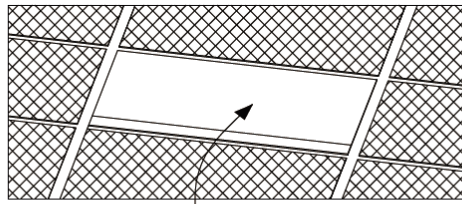
The panel light is mainly used in indoor lighting places, such as office, factory, supermarket, schools, hospitality, Industrial Applications and so on.

SPECIFICATIONS		TR50-30W-22-40K-P	TR50-30W-22-50K-P
<b>ORDERING</b>	Brand	Builders Pack	Builders Pack
	SKU	57-19002-40	57-19002-50
<b>GENERAL PERFORMANCE</b>	Power Consumption	30W	30W
	Color Temp. (CCT)	4000K	5000K
	Lumens Delivered (lm)	3813 lm	3891 lm
	Efficacy (lm/W)	134.59 lm/W	137.25 lm/W
	LGP	MS	
	CRI	$\geq 80$	
	L70 Lifetime (Hours)	50,000 Hours	
	Equivalency	60-90W MH	
<b>ELECTRICAL</b>	Power Factor	$\geq 0.9$	
	Input Voltage	AC 120-277V	
	Dimming	1-10V	
<b>PHYSICAL</b>	Mounting	Recessed Mount / Suspension Mount / Surface Mount with Kits	
	Operating Temp.	-4°F ~+ 113°F	
	Storage Temp.	-22°F ~+ 149°F	
	Ingress Protection (IP)	IP20	
<b>QUALIFICATION</b>	Certifications	ETL   DLC   RoHS   FCC   CE	
	Material Usage	Aluminum Frame & Frosted Diffuser	
	Environment	Indoor	
	Warranty	5 years	
<b>DIMENSIONS</b> (Package Subjecting to Change)	Product Size	23.74" x 23.74" x 1.80"	
	Gross Weight	31.09 lbs	

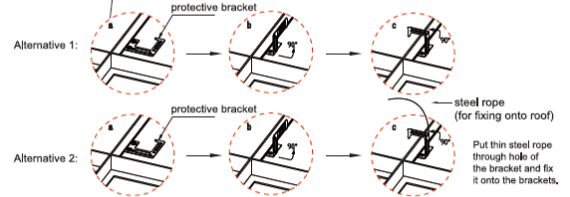
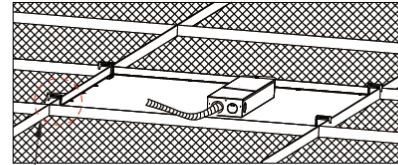
<b>Project:</b>	
<b>Date:</b>	
<b>Note:</b>	

### INSTALLATION DIAGRAM

#### RECESSED INSTALLATION

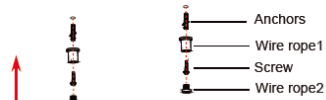


1. Replace existing lighting fixture from ceiling with LED Panel.

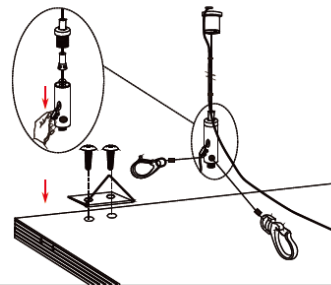


2. Use the protective brackets for safety.

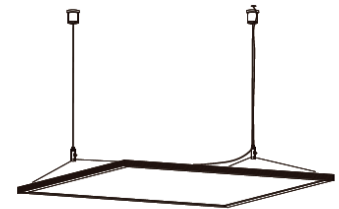
#### SUSPENSION KIT INSTALLATION



1. Drill two holes in the ceiling, and put the anchors into hole, then insert the wire rope and screw.



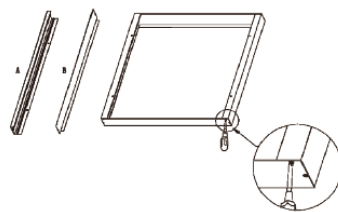
2. Adjusting the hanging rope making the panel in a horizontal state.



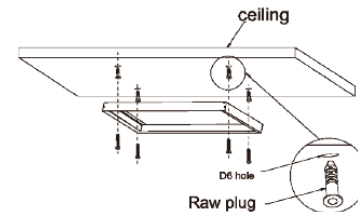
3. The installation is finished.

**Note:** 2\*2ft: 2 pcs suspension kits needed for installation. 1\*4ft and 2\*4ft: 3pcs suspension kits needed for installation.

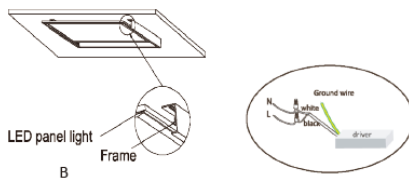
#### SURFACE MOUNTED INSTALLATION



1. Assemble the frame using screws.



2. Drill 4 D6mm holes on the ceiling, install the raw plug and fix the frame on the ceiling.



3. A. Remove a frame B  
 B. Connect the wires with the reference to the above picture.



4. A. Push the panel into the frame from the open side.  
 B. Put the driver and all the wires on the back of the panel;  
 C. Install the previously removed Frame B back.

# GLLUSA

75 Marine Street, Farmingdale, NY 11735  
 516-280-2854 / Service@GLLUSA.com  
 www.GLLUSA.com

Project:	
Date:	
Note:	

**SIMPLY RELIABLE**

<b>DISTRIBUTION CURVE</b>		
<b>DISTANCE CURVE</b>		
<b>SHIPPING</b> (Package Subjecting to Change)	Pcs / Carton	4pcs
	Master Carton Size	25.99" x 8.27" x 25.79"
	Pcs / Pallet	24pcs
	Pcs / 20' GP	1058pcs (No Pallet)   768pcs (Palletized)
	Pcs / 40' GP	2337pcs (No Pallet)   1728pcs (Palletized)
	Pcs / 40' HQ	2822pcs (No Pallet)   1744pcs (Palletized)
	Pcs / 45' HQ	3263pcs (No Pallet)   1936pcs (Palletized)

## LAMP CODE DEFINITIONS

Internal Use	Category	Wattage	Size	CCT	Listing
TR50	TR50 = Panel	30W	22 = 2'x2'	40K = 4000K 50K = 5000K	P = Premium



# GLLUSA

75 Marine Street, Farmingdale, NY 11735  
516-280-2854 / Service@GLLUSA.com  
www.GLLUSA.com

<b>Project:</b>	
<b>Date:</b>	
<b>Note:</b>	

**SIMPLY RELIABLE**

## ACCESSORIES

SKU	Description	Image
79-92005	LED Emergency Power Supply-8W	
ES19045-2	Cable Kit for Flat Panel   2'x2'	
73-19002-A	Surface Mount Kit for Flat Panel   2'x2'	