

GLLUSA

75 Marine Street, Farmingdale, NY 11735
 516-280-2854 / Service@GLLUSA.com
 www.GLLUSA.com

Project:	
Date:	
Note:	

SIMPLY RELIABLE

LED UFO HIGH BAY TR21 SERIES



FEATURES

- IP65 UL listed for damp locations
- Suitable for indoor and outdoor use
- Massive aluminum heat sink for better heat dissipation
- Sensor, acrylic dome, aluminum dome, frosted diffuser & wire guard available

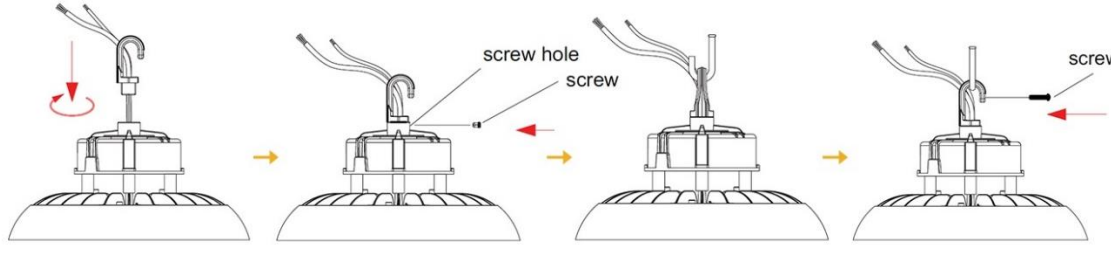
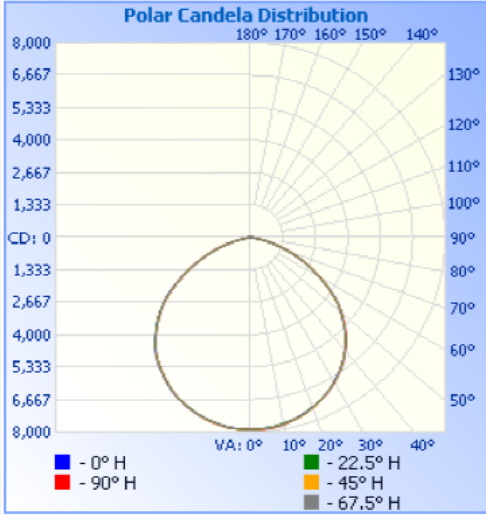
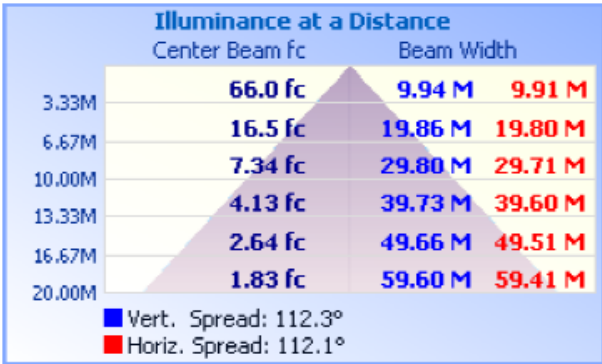
APPLICATIONS

- Convention Centers
- Factories
- Industrial Spaces
- Warehouses
- Outdoor Markets
- Aisle Lighting
- Down Lighting

SPECIFICATIONS		TR21-150W-40K-A110-H	TR21-150W-50K-A110-H
ORDERING	Brand	Builders Pack	Builders Pack
	SKU	57-64002-40	57-64002-50
GENERAL PERFORMANCE	Power Consumption	150W	150W
	Color Temp. (CCT)	4000K	5000K
	Lumens Delivered (lm)	21750 lm	21858 lm
	Efficacy (lm/W)	148.26 lm/W	150.54 lm/W
	CRI	≥80	
	L70/L90 Lifetime (Hours)	50,000 / 36,000 Hours	
	Equivalency	250-375W MH	
ELECTRICAL	Power Factor	≥0.9	
	Input Voltage	AC 120-277V	
	Dimming	1-10V	
PHYSICAL	Mounting	Pendant Mount	
	Operating Temp.	-22°F ~ + 122°F	
	Storage Temp.	-40°F ~ + 185°F	
	Ingress Protection (IP)	IP65	
QUALIFICATION	Certifications	UL: E491816 DLC RoHS FCC CE	
	Material Usage	Die-casting Aluminum	
	Environment	Indoor	
	Warranty	5 years	
DIMENSIONS	Product Size	φ13" x 8.88"	
	Gross Weight	11.9 lbs	

Project:	
Date:	
Note:	

SIMPLY RELIABLE

<p>INSTALLATION DIAGRAM</p>	<p style="text-align: center;">HOOK MOUNT INSTALLATION</p>  <ol style="list-style-type: none"> 1. Lock the hook. 2. Tighten the screw. (This step can be omitted if there is no screw hole.) 3. Hang up the light. 4. Lock the screw. 																													
<p>DISTRIBUTION CURVE</p>	 <p style="text-align: center;">Polar Candela Distribution</p> <p style="text-align: center;">VA: 0° 10° 20° 30° 40°</p> <p style="text-align: center;"> ■ - 0° H ■ - 22.5° H ■ - 90° H ■ - 45° H ■ - 67.5° H </p>																													
<p>DISTANCE CURVE</p>	 <p style="text-align: center;">Illuminance at a Distance</p> <table border="1" style="margin-left: auto; margin-right: auto;"> <thead> <tr> <th></th> <th>Center Beam fc</th> <th colspan="2">Beam Width</th> </tr> </thead> <tbody> <tr> <td>3.33M</td> <td>66.0 fc</td> <td>9.94 M</td> <td>9.91 M</td> </tr> <tr> <td>6.67M</td> <td>16.5 fc</td> <td>19.86 M</td> <td>19.80 M</td> </tr> <tr> <td>10.00M</td> <td>7.34 fc</td> <td>29.80 M</td> <td>29.71 M</td> </tr> <tr> <td>13.33M</td> <td>4.13 fc</td> <td>39.73 M</td> <td>39.60 M</td> </tr> <tr> <td>16.67M</td> <td>2.64 fc</td> <td>49.66 M</td> <td>49.51 M</td> </tr> <tr> <td>20.00M</td> <td>1.83 fc</td> <td>59.60 M</td> <td>59.41 M</td> </tr> </tbody> </table> <p style="text-align: center;"> ■ Vert. Spread: 112.3° ■ Horiz. Spread: 112.1° </p>			Center Beam fc	Beam Width		3.33M	66.0 fc	9.94 M	9.91 M	6.67M	16.5 fc	19.86 M	19.80 M	10.00M	7.34 fc	29.80 M	29.71 M	13.33M	4.13 fc	39.73 M	39.60 M	16.67M	2.64 fc	49.66 M	49.51 M	20.00M	1.83 fc	59.60 M	59.41 M
	Center Beam fc	Beam Width																												
3.33M	66.0 fc	9.94 M	9.91 M																											
6.67M	16.5 fc	19.86 M	19.80 M																											
10.00M	7.34 fc	29.80 M	29.71 M																											
13.33M	4.13 fc	39.73 M	39.60 M																											
16.67M	2.64 fc	49.66 M	49.51 M																											
20.00M	1.83 fc	59.60 M	59.41 M																											
<p>SHIPPING</p>	<p>Pcs / Carton</p> <p>Master Carton Size</p> <p>Pcs / Pallet</p> <p>Pcs / 20' GP</p> <p>Pcs / 40' GP</p> <p>Pcs / 40' HQ</p> <p>Pcs / 45' HQ</p>	<p>1pcs</p> <p>15.75" x 15.75" x 8.66"</p> <p>78pcs</p> <p>760pcs (No Pallet) 720pcs (Palletized)</p> <p>1550pcs (No Pallet) 1430pcs (Palletized)</p> <p>1820pcs (No Pallet) 1700pcs (Palletized)</p> <p>2120pcs (No Pallet) 2030pcs (Palletized)</p>																												

*Package specifications are subject to change without notice.

GLLUSA

75 Marine Street, Farmingdale, NY 11735
 516-280-2854 / Service@GLLUSA.com
 www.GLLUSA.com










Project:	
Date:	
Note:	

SIMPLY RELIABLE

LAMP CODE DEFINITIONS

Internal Use	Wattage	CCT	Category	Beam Angle	Other
TR21	150W	40K = 4000K 50K = 5000K	TR21= UFO3.0	A110 = 110°	H = Light Effect

ACCESSORIES

SKU	Description	Image
57-64012-A	Yoke Mount Bracket for 150W TR21 Series	
57-64015-A	Safety Rope for 100W/150W TR21 Series	
57-64018-A	Microwave Motion Sensor (AC120-277V) Default Stand-By: 2 mins 0% On Note: Timing and dim customizable on factory orders	
57-64020-A	UL Emergency Driver Kits 25W AC120-277	
57-64022-A	Aluminum Reflector Silver color For 150W TR21 Series	
57-64026-A	Aluminum Reflector Black color For 150W TR21 Series	
57-64030-A	PC Reflector For 150W TR21 Series	
57-64034-A	90 Deg PC Reflector + Glass Cover For 150W TR21 Series	
57-64038-A	Wire Guard For 150W TR21 Series	
57-64043-A	PC Bottom Cover For 150W TR21 Series	